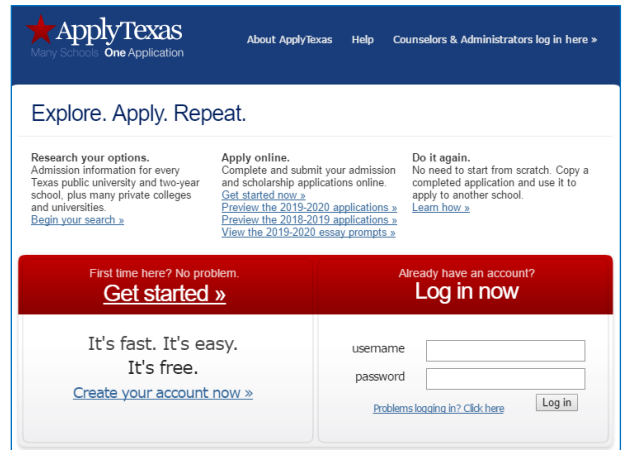


# LONE STAR COLLEGE ADMISSIONS APPLICATION THROUGH APPLY TEXAS

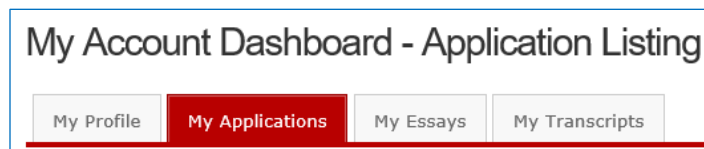
## Create an Account

1. Go to [ApplyTexas.org](https://ApplyTexas.org). On the red bar, select “**Get started**”, to create an Apply Texas account.
2. Fill out the “**My Account Dashboard**” page. The email you provide will be used as your username. At the end of your student profile, type in your password and click **save changes**.

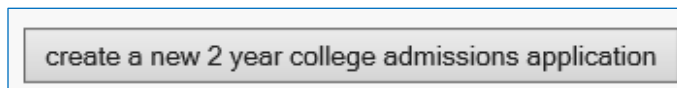


## SECTION 1: My Applications

1. Once your profile is complete, click on the “**My Applications**” tab at the top.



2. Click on “**create a new 2 year college admissions application**”.



3. Under Target College, select “**Lone Star College System**”.
4. Select “**Yes**” if you are applying for **dual credit classes**; or select “**No**” if you will be attending college courses **after high school** graduation.

Are you applying to take college courses to be completed while you are still a high school student (Dual Credit or Concurrent Enrollment)?

Yes  No

# LONE STAR COLLEGE ADMISSIONS APPLICATION THROUGH APPLY TEXAS

5. Select “**Semester of Entry**”. If applying for the fall term, select fall. If applying for the summer, select summer.

Semester of Entry Summer 2019

6. Select School; “MSAD” represents academic transfer degree options.

First Choice School

- Arts, Humanities, Communication & Design (MSAD major available)
- Business & Professional Services (MSAD major available)
- Computer/Digital Technology
- Energy, Manufacturing & Construction
- Engineering, Mathematics & Sciences

7. Select major; pick a specific program of study that you would like to pursue. You will have the ability to change your program of study with an academic advisor at the college campus if needed. (**Recommended option** “Multidisciplinary Studies”, for **dual credit** and **undecided** students.)

- Associate of Applied Science in Visual Comm-Web Design
- Associate of Applied Science in Visual Comm-3D Animation
- Associate of Applied Science Live Entertainment Technician
- Associate of Applied Science Live Entertainment Video
- Multidisciplinary Studies Associate Degree in Associate of Arts**
- Associate of Arts Field of Study in International Studies
- Associate of Arts Field of Study in Music
- Associates of Art Field of Study in Speech Communication
- Certificate in Game Designer-Artist
- Certificate in Game Development-Programming
- Certificate in Graphic Design
- Certificate in Live Entertainment Tech II
- Certificate in Live Entertainment Tech Level I

8. Click “**continue to my application**”.

## Section 2: Biographical Information

1. Under biographical information; select “**Yes**” if you are applying for **dual credit classes**; or say “**No**” if you will be attending college courses **after high school** graduation.

Are you completing this application to apply for dual credit classes or concurrent enrollment at this institution while still in high school?

Yes  No

2. Most of this page should have auto populated. If it did not populate the answers, complete all **REQUIRED** questions.

# LONE STAR COLLEGE ADMISSIONS APPLICATION THROUGH APPLY TEXAS

3. Select whether you were in foster care (in Texas).

17. Texas Conservatorship - **REQUIRED**  
At any time in your life were you placed in foster care or adopted from foster care in Texas?

Yes  No

4. Select **LSC-Montgomery** campus

18. Campus Selection - **REQUIRED**

Your selected major is available at the following campuses. Select your preferred campus:

- Lone Star College-CyFair
- Lone Star College-Kingwood
- Lone Star College-Montgomery
- Lone Star College-North Harris
- Lone Star College-Tomball
- Lone Star College-University Park

## **SECTION 3: Educational Background:**

1. Search your high school.

**Search for Your High School**

2. Select **"No"** if you are not homeschooled.

Are you home-schooled? - **REQUIRED**

Yes  No

3. Select **"Not Applicable"**

2. Do you have a GED or have you completed another high school equivalency program?

Yes  No  Not Applicable

# LONE STAR COLLEGE ADMISSIONS APPLICATION THROUGH APPLY TEXAS

4. Select “No” if you did not take a technical prep (career developmental) course.

1. Did you take a Tech Prep course or courses for college credit?  
 Yes  No

5. Select “High School Graduate” if you are a graduating high school senior; or “Dual Credit” if you are taking college classes prior to high school graduation.

Readmission from prior semester  
High School Graduate  
GED  
Home Schooled/High School Graduate  
Dual Credit (receiving both high school and college credit)  
High School Early Admission (college credit only)

6. Select “Earn Associate Degree”.

3. Please indicate the primary reason for attending classes at this college: - **REQUIRED**

Reason Attending

Earn Associate Degree (2 years)  
Earn a certificate (less than 2 years)

## **SECTION 4: Residency Information**

1. Answer residency questions to the best of your ability. If you have any questions regarding this section of the application, please contact the admissions department at Lone Star College; or contact your Lone Star College representative.

Page 4 of 5  
residency information

### Residency Information

About this section:  
The college or university to which you are applying will use the information you provide to determine your residency status. At the very end, there will be a text box for you to enter any additional information. It is extremely important that you take care when entering this information and that everything you entered was correct. It is extremely important that you take care when entering this information.

During the 12 months prior to the term for which you are applying, did you attend a public college or university in Texas?  
 Yes  No

## **SECTION 5: Institutional Reporting**

1. These questions are optional and may be skipped. You may skip questions by clicking “**save and continue**” at the bottom of each page.

## **SECTION 6: Custom Questions for this Institution**

1. If one of your classes will be held in person, answer “**No**”.

Online Only Courses – **REQUIRED**

Do you intend to take ONLY online classes?

Yes

No

2. To receive important information for Lone Star College via text messages answer “**Yes**”.

Text From LSC – **REQUIRED**

Lone Star College would like to communicate with you via text or phone call (including automatic calls and automatic texts) on a limited basis. These texts or calls would be aimed at making you aware of important information regarding your account, financial aid/scholarship information or awards, or to make you aware of items requiring your attention. Text messaging will be limited to students residing in the USA. If you choose to allow automatic text messages and automatic calls, please be sure the cell number you provide on this application is the number at which you wish to receive messages. Would you like to receive updates via text messaging from Lone Star College? By checking this box and submitting this form, I agree to receive phone calls and/or text messages from or on behalf of Lone Star College, regarding its products and services, at the phone number(s) provided on this form, including my wireless number (if applicable). I also agree to notify Lone Star College if the number I provide no longer belongs to me. I understand that these calls may be generated using an automated technology. I understand that consent is not a condition of registration.

Yes

No

3. Click on “I agree”.

Financial Responsibility – **REQUIRED**

By registering for classes at Lone Star College System (LSCS), I acknowledge and agree that: \*I am financially responsible for all charges related to my registration. \*If I decide not to attend the courses I have registered for it is my responsibility to drop the course(s) by the due date to avoid any financial liability. \*If full financial payment and/or arrangement (financial aid or payment plan) has not been made by the due date, a "hold" will be on my student record restricting me from registering, graduating, and/or obtaining a transcript until the account is paid in full. \*I may be dropped from classes not paid in full by the due date. Also, if my financial aid is reduced or cancelled, I am responsible for all charges on my account. \*All official correspondence will be sent to me via my myLoneStar email account and LSCS may use an automated calling system and a pre-recorded message to contact me by phone regarding any outstanding balance I have to any phone number I have provided to the college. \*If any portion of my account remains unpaid at the end of the semester, my account will be forwarded to a collection agency. \*If LSCS uses a collection agency or takes legal action for any account balance due, I will be responsible for all charges owed which may include collection and/or litigation costs or attorney fees.

I Agree

## **Submit Your Application**

At this point you will be prompted to submit your application. Your Lone Star College ID number and admissions letter will be sent to you via email and by mail. Usually takes one to two weeks for the email/letter to be received.

### **IMPORTANT INFORMATION: Accessing my.lonestar.edu Student Account**

Once you have received your Lone Star College ID number, proceed to **my.lonestar.edu**. Click on “**Forgot Password**” and use your Lone Star College ID number to **reset/create your password**.